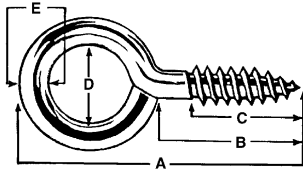


GARDNER SCREW CORPORATION

Screw Machine Products • Furniture Hardware • Metal Fasteners & Stamping • Industrial Supplies

Serving Industry Since 1923

Hindley Screw Eyes



Finish - A deep, lasting zinc-chromate furnishes protection and good looks.

Threads - Hindley insists on sharp, deep even thread that actually draws the eye into the wood--and, a thread that holds once seated.

Points - Hindley eyes are easy-to-start because points, or ends, are carefully tapered for easy entry into the hardest woods.

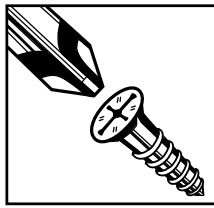
| Zinc Chromate No. | Solid Brass No. | OAL | Shank | Thread | I.D. Eye | Wire Ga. | Pcs. Per Shelf Box | Pcs. Per Case | Lbs. Per 100 Pcs. |
|-------------------|-----------------|----------|----------|----------|----------|----------|--------------------|---------------|-------------------|
| | | A | B | C | D | E | | | |
| W000 | - | 3-7/8" | 2-1/16" | 1-3/4" | 1-1/8" | 000 | 10 | 100 | 19.7 |
| W0 | - | 2-7/8" | 1-9/16" | 1-15/16" | 13/16" | 0 | 50 | 500 | 10.2 |
| W2 | - | 2-5/8" | 1-15/32" | 1-1/16" | 23/32" | 2 | 50 | 500 | 6.7 |
| W4 | 1004 | 2-3/16" | 1-1/8" | 7/8" | 39/64" | 4 | 50 | 500 | 4.3 |
| W6 | 1006 | 1-15/16" | 31/32" | 3/4" | 17/32" | 6 | 100 | 1000 | 2.7 |
| W8 | 1008 | 1-5/8" | 13/16" | 5/8" | 15/32" | .158 | 100 | 1000 | 1.6 |
| W9 | - | 1-9/16" | 3/4" | 9/16" | 7/16" | 9 | 100 | 1000 | 1.3 |
| W10 | 1010 | 1-3/8" | 11/16" | 5/8" | 13/32" | 10 | 100 | 1000 | 1.0 |
| W12 | 1012 | 1-3/16" | 35/64" | 7/16" | 3/8" | 12 | 100 | 1000 | 0.53 |
| W14 | 1014 | 1-1/16" | 1/2" | 3/8" | 11/32" | 14 | 100 | 1000 | 0.28 |
| W104 | - | 2-1/16" | 1-1/8" | 1" | 31/64" | 4 | 100 | 1000 | 3.8 |
| W106 | - | 1-13/16" | 31/32" | 3/4" | 7/16" | 6 | 100 | 1000 | 2.4 |
| W108 | - | 1-9/16" | 13/16" | 5/8" | 25/64" | .158 | 100 | 1000 | 1.4 |
| W110 | - | 1-5/16" | 11/16" | 5/8" | 21/64" | 10 | 100 | 1000 | 0.75 |
| W112 | - | 1-1/8" | 35/64" | 15/32" | 19/64" | 12 | 100 | 1000 | 0.47 |
| W114 | - | 15/16" | 1/2" | 13/32" | 1/4" | 14 | 100 | 1000 | 0.22 |
| W204 | 1204 | 1-15/16" | 1-1/8" | 7/8" | 19/64" | 4 | 100 | 1000 | 3.2 |
| W206 | 1206 | 1-5/8" | 31/32" | 3/4" | 9/32" | 6 | 100 | 1000 | 1.9 |
| W208 | 1208 | 1-3/8" | 13/16" | 5/8" | 15/64" | .158 | 100 | 1000 | 1.1 |
| W210 | 1210 | 1-3/16" | 11/16" | 5/8" | 7/32" | 10 | 100 | 1000 | 0.69 |
| W212 | 1212 | 15/16" | 35/64" | 7/16" | 3/16" | 12 | 100 | 1000 | 0.36 |
| W214 | 1214 | 13/16" | 1/2" | 3/8" | 5/32" | 14 | 100 | 1000 | 0.19 |
| W216 | 1216 | 11/16" | 7/16" | 3/8" | 9/64" | 16 | 100 | 1000 | 0.08 |
| W208-1/2 | - | 1-5/32" | 5/8" | 17/32" | 1/4" | .158 | 100 | 1000 | 1.14 |
| W210-1/2 | - | 1" | 1/2" | 3/8" | 7/32" | 10 | 100 | 1000 | 0.63 |
| W211-1/2 | - | 27/32" | 13/32" | 3/8" | 3/16" | 11 | 100 | 1000 | 0.47 |
| W212-1/2 | - | 3/4" | 3/8" | 5/16" | 3/16" | 12 | 100 | 1000 | 0.33 |
| W213-1/2 | - | 23/32" | 11/32" | 1/4" | 11/64" | 13 | 100 | 1000 | 0.20 |
| W214-1/2 | 1214-1/2 | 5/8" | 5/16" | 1/4" | 5/32" | 14 | 100 | 1000 | 0.14 |
| W215-1/2 | - | 9/16" | 1/4" | 7/32" | 9/64" | 15 | 100 | 1000 | 0.11 |
| W216-1/2 | 1216-1/2 | 1/2" | 7/32" | 1/8" | 1/8" | 16 | 100 | 1000 | 0.09 |
| W217-1/2 | - | 15/32" | 7/32" | 3/16" | 1/8" | 17 | 100 | 1000 | 0.06 |

Open Style

| NUMBERS | | DIMENSIONS | | | | | | | |
|----------------------|---------|-----------------|------------------|-------------------|--------------|--------------|--------------------|---------------|-------------------|
| Zinc Chromate Number | Opening | O.A. Length (A) | Shank Length (B) | Thread Length (C) | I.D. Eye (D) | Wire Ga. (E) | Pcs. Per Shelf Box | Pcs. Per Case | Lbs. Per 100 Pcs. |
| W8 Open | 1/4" | 1-5/8" | 13/16" | 3/8" | 1/2" | 8 | 100 | 1000 | 1.5 |
| W10 Open | 3/16" | 1-3/8" | 11/16" | 5/8" | 7/16" | 10 | 100 | 1000 | 0.96 |

Extra Long Style

| NUMBERS | | DIMENSIONS | | | | | | |
|----------------------|-----------------|------------------|-------------------|--------------|--------------|--------------------|---------------|-------------------|
| Zinc Chromate Number | O.A. Length (A) | Shank Length (B) | Thread Length (C) | I.D. Eye (D) | Wire Ga. (E) | Pcs. Per Shelf Box | Pcs. Per Case | Lbs. Per 100 Pcs. |
| W 4-1/2 | 2-3/16" | 1-1/2" | 15/16" | 19/64" | 4 | 50 | 500 | 3.3 |
| W 8-1/2 | 2-5/16" | 1-3/8" | 13/16" | 15/32" | 8 | 100 | 1000 | 2.3 |

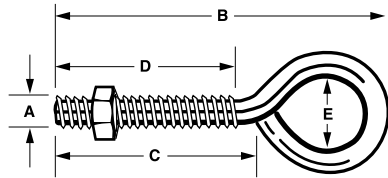


GARDNER SCREW CORPORATION

Screw Machine Products • Furniture Hardware • Metal Fasteners & Stamping • Industrial Supplies

Serving Industry Since 1923

Eye Bolts Machine Thread-Hex Nut, Zinc Chromate Finish



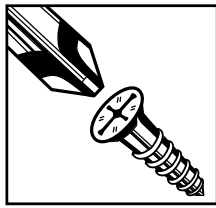
For your convenience all eye bolts are provided with hex nuts assembled. Order by number 514 and size or by Alternate Number. Welded eye bolts are available for greater strength.

Small Eye

| Product Number | Thread Dia. (A) x O.A. Length (B) | Alternate Number | Wire Gauge | Shank | Thread | I.D. Eye | Thread Size | Pcs. Per Shelf Box | Pcs. Per Case | Lbs. Per 100 pcs. |
|----------------|-----------------------------------|------------------|------------|---------|---------|----------|-------------|--------------------|---------------|-------------------|
| | | | | C | D | E | | | | |
| 514S | 5/32" x 1-5/8" | 1 | .141 | 1-1/8" | 1" | 1/4" | 8-32 | 20 | 200 | 1.6 |
| 514S | 3/16" x 2" | 2 | .158 | 1-5/16" | 1-3/16" | 5/16" | 10-24 | 20 | 200 | 2.2 |
| 514S | 7/32" x 2-3/8" | 3 | .185 | 1-1/2" | 1-3/8" | 3/8" | 12-24 | 20 | 200 | 3.4 |
| 514S | 1/4" x 2-5/8" | 4 | .212 | 1-7/8" | 1-3/4" | 3/8" | 1/4-20 | 20 | 200 | 4.9 |
| 514S | 5/16" x 3-1/4" | 5 | .270 | 2-1/4" | 2-1/8" | 1/2" | 5/16-18 | 10 | 100 | 9.4 |
| 514S | 3/8" x 3-7/8" | 6 | .328 | 2-1/2" | 2-3/8" | 5/8" | 3/8-16 | 10 | 100 | 15.9 |

Regular Eye

| Product Number | Thread Dia. (A) x O.A. Length (B) | Alternate Number | Wire Gauge | Shank | Thread | I.D. Eye | Thread Size | Pcs. Per Shelf Box | Pcs. Per Case | Lbs. Per 100 pcs. |
|----------------|-----------------------------------|------------------|------------|--------|--------|----------|-------------|--------------------|---------------|-------------------|
| | | | | C | D | E | | | | |
| 514 | 3/16" x 1-3/4" | 2A | .158 | 1" | 7/8" | 3/8" | 10-24 | 20 | 200 | 2.2 |
| 514 | 3/16" x 2-1/4" | 2B | .158 | 1-1/2" | 1-3/8" | 3/8" | 10-24 | 20 | 200 | 2.4 |
| 514 | 3/16" x 2-1/2" | 2S | .158 | 1-3/4" | 1-5/8" | 3/8" | 10-24 | 20 | 200 | 2.7 |
| 514 | 3/16" x 2-3/4" | 2C | .158 | 2" | 1-7/8" | 3/8" | 10-24 | 20 | 200 | 2.9 |
| 514 | 3/16" x 3" | 2D | .158 | 2-1/4" | 2-1/8" | 3/8" | 10-24 | 20 | 200 | 3.2 |
| 514 | 1/4" x 2" | 4R1 | .212 | 1" | 7/8" | 9/16" | 1/4-20 | 20 | 200 | 4.6 |
| 514 | 1/4" x 2-1/2" | 4R2 | .212 | 1-1/2" | 1-3/8" | 9/16" | 1/4-20 | 20 | 200 | 5.1 |
| 514 | 1/4" x 3" | 4R3 | .212 | 2" | 1-3/4" | 9/16" | 1/4-20 | 20 | 200 | 5.8 |
| 514 | 1/4" x 4" | 4A | .212 | 3" | 2-3/4" | 9/16" | 1/4-20 | 20 | 200 | 6.8 |
| 514 | 1/4" x 5" | 4B | .212 | 4" | 3" | 9/16" | 1/4-20 | 20 | 200 | 7.9 |
| 514 | 1/4" x 6" | 4C | .212 | 5" | 3" | 9/16" | 1/4-20 | 20 | 200 | 9.5 |
| 514 | 1/4" x 8" | 4E | .212 | 7" | 3" | 9/16" | 1/4-20 | 20 | 200 | 12.0 |
| 514 | 5/16" x 2-1/4" | 5S | .270 | 1" | 7/8" | 3/4" | 5/16-18 | 10 | 100 | 8.5 |
| 514 | 5/16" x 3-1/4" | 5R | .270 | 2" | 1-3/4" | 3/4" | 5/16-18 | 10 | 100 | 10.3 |
| 514 | 5/16" x 4" | 5A | .270 | 2-1/2" | 2-1/4" | 3/4" | 5/16-18 | 10 | 100 | 11.3 |
| 514 | 5/16" x 5" | 5B | .270 | 3-1/2" | 3" | 3/4" | 5/16-18 | 10 | 100 | 13.5 |
| 514 | 5/16" x 6" | 5C | .270 | 4-1/2" | 3" | 3/4" | 5/16-18 | 10 | 100 | 14.9 |
| 514 | 5/16" x 8" | 5E | .270 | 6-1/2" | 3" | 3/4" | 5/16-18 | 10 | 100 | 18.7 |
| 514 | 3/8" x 2-1/2" | 6S | .328 | 7/8" | 3/4" | 1" | 3/8-16 | 10 | 100 | 14.5 |
| 514 | 3/8" x 4" | 6R | .328 | 2-1/4" | 2" | 1" | 3/8-16 | 10 | 100 | 18.4 |
| 514 | 3/8" x 5" | 6A | .328 | 3-1/4" | 3" | 1" | 3/8-16 | 10 | 100 | 21.1 |
| 514 | 3/8" x 6" | 6B | .328 | 4-1/4" | 3" | 1" | 3/8-16 | 10 | 100 | 23.9 |
| 514 | 3/8" x 8" | 6C | .328 | 6-1/4" | 3" | 1" | 3/8-16 | 10 | 100 | 28.6 |
| 514 | 7/16" x 6" | 7 | .380 | 4-1/8" | 3" | 1-1/8" | 7/16-14 | 10 | 100 | 32.1 |
| 514 | 7/16" x 8" | 7A | .380 | 6-1/8" | 3" | 1-1/8" | 7/16-14 | 10 | 100 | 38.6 |
| 514 | 1/2" x 4" | 8R | .440 | 1-3/4" | 1-1/4" | 1-1/4" | 1/2-13 | 10 | 100 | 36.1 |
| 514 | 1/2" x 6" | 8 | .440 | 3-3/4" | 3" | 1-1/4" | 1/2-13 | 10 | 100 | 44.9 |
| 514 | 1/2" x 8" | 8A | .440 | 5-3/4" | 3" | 1-1/4" | 1/2-13 | 10 | 100 | 55.0 |
| 514 | 1/2" x 10" | 8B | .440 | 7-3/4" | 3" | 1-1/4" | 1/2-13 | 10 | 100 | 62.9 |
| 514 | 1/2" x 12" | 8C | .440 | 9-3/4" | 3" | 1-1/4" | 1/2-13 | 10 | 100 | 71.3 |



GARDNER SCREW CORPORATION

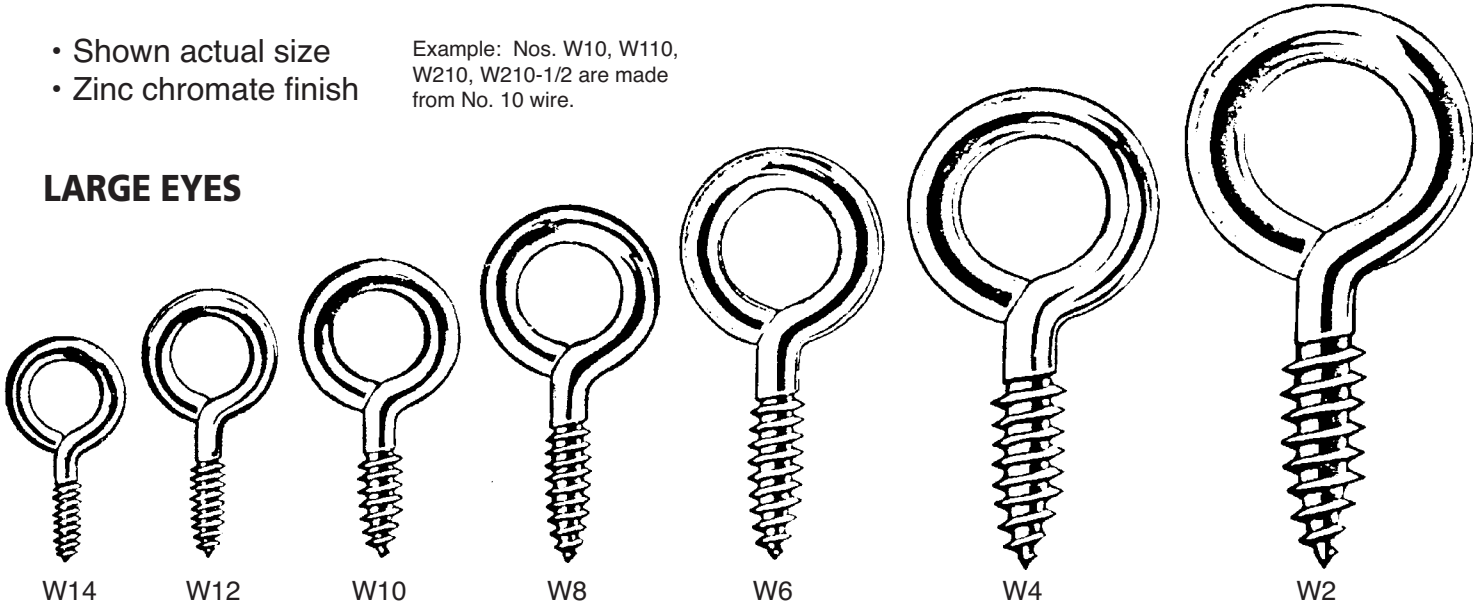
Screw Machine Products • Furniture Hardware • Metal Fasteners & Stamping • Industrial Supplies • Serving Industry Since 1923

Screw Eye Selection Chart

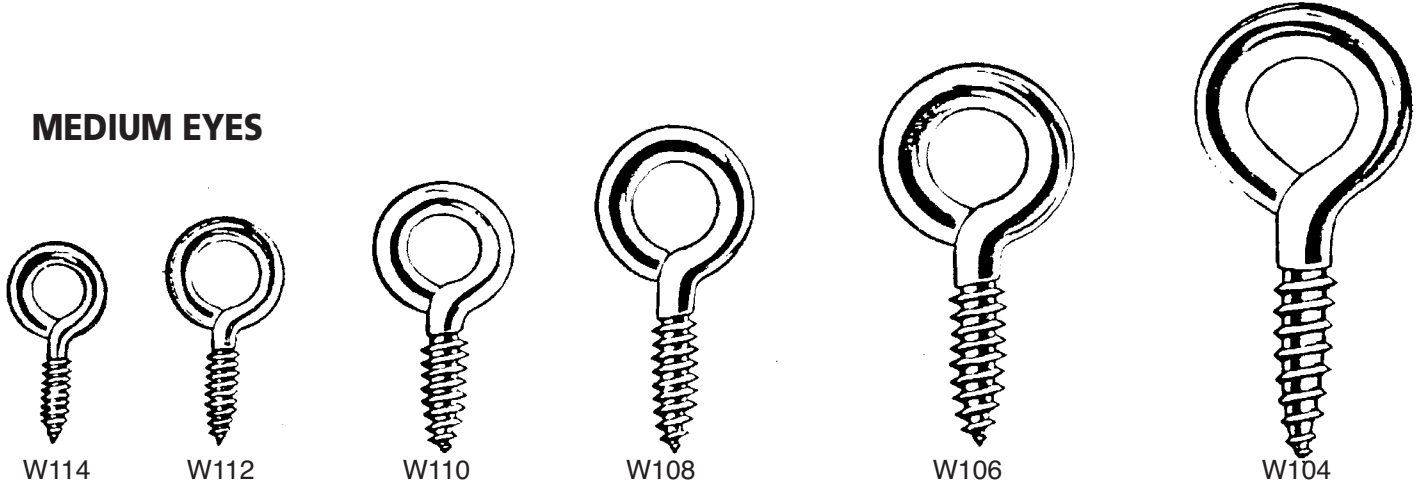
- Shown actual size
- Zinc chromate finish

Example: Nos. W10, W110, W210, W210-1/2 are made from No. 10 wire.

LARGE EYES



MEDIUM EYES



SMALL EYES SHORT SHANKS

Shank and thread lengths are approximately 1/3 shorter

SMALL EYES

